


Honeyville

**Incline Drag
Conveyors**

GENTL-FLOW
Industrial Series



Galvanized For Long Life **and Low Maintenance**

4 Sizes - Capacities up to 20,000 BPH

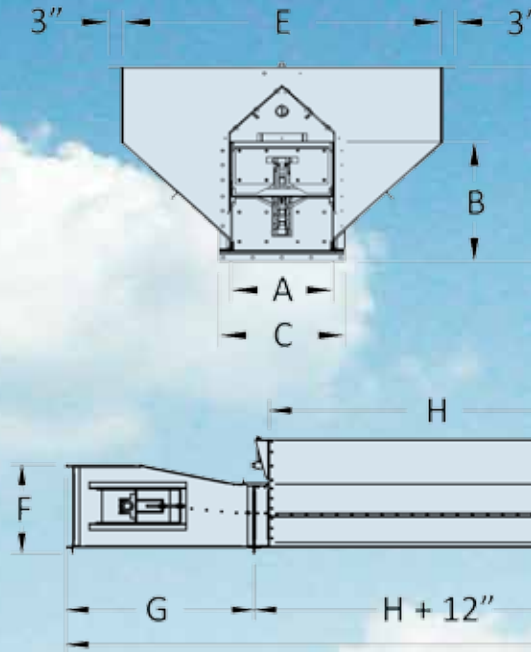


Honeyville

GENTL-FLOW



UHMW paddles bolt onto a large, formed steel backer plate that is welded onto the chain with secondary diagonal braces.



Industrial Incline Drag Conveyor Specifications													
Model	Capacity Range	Chain	A	B	C	D	E	F	G	H	J	K	L
HD-FN17IC	5,500 - 7,500 BPH	WR78-4	17	23	22-1/4	42	60	28-1/2	63	108	59-5/8	34	44
HD-FN24IC	8,000 - 11,000 BPH	WR78-4	24	23	29-1/4	42	60	28-1/2	63	108	59-5/8	34	44
HD-FN23IC	11,000 - 15,000 BPH	WR124	23	30	28-1/4	49	72	38	75	132	85-1/8	42-1/2	52
HD-FN31IC	16,000 - 20,000 BPH	WR124	31	30	36-1/4	53	72	38	75	132	85-1/8	51	52

*All dimensions shown above are in inches



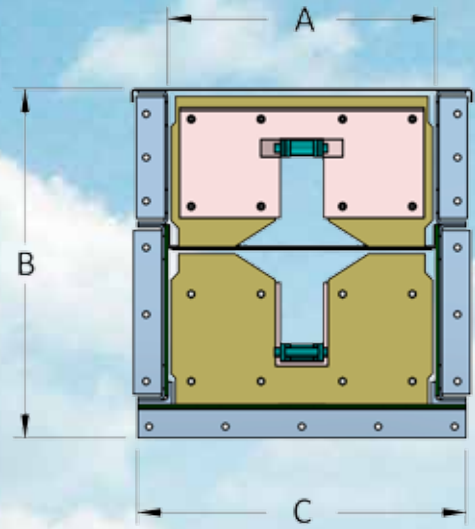
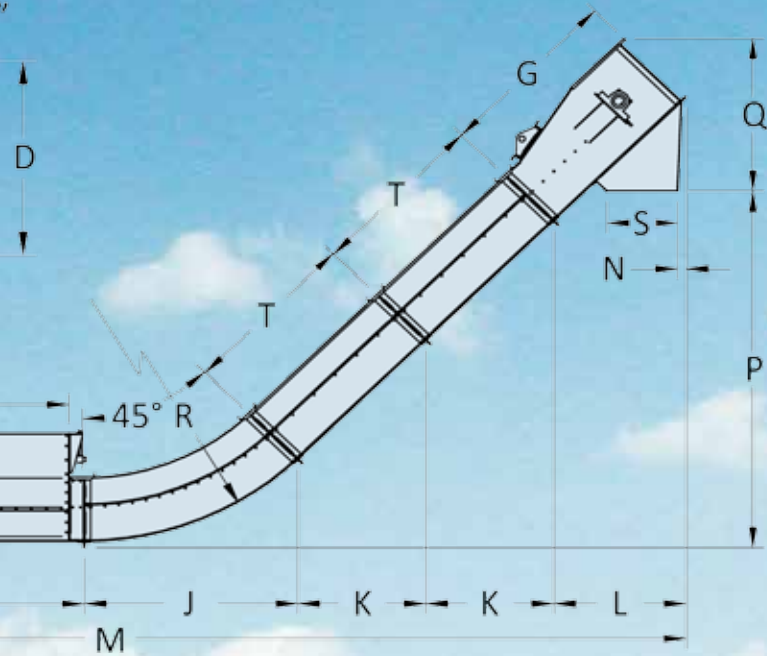
Smooth, self-cleaning slopes inside the pit hopper minimize clean-up.



Screw take-up assembly and outboard mounting bearings with

INCLINE DRAG CONVEYORS

Industrial Series



								Galvanized Material Specifications					
L	M	N	P	Q	R	S	T	Head & Tail	Hopper	Bottom	Sides	Cover	Liner
-3/8	355	1	109-1/2	50	84	22	48	1/4	8 Ga.	7 Ga.	7 Ga.	12 Ga.	3/16 AR
-3/8	355	1	109-1/2	50	84	22	48	1/4	8 Ga.	7 Ga.	7 Ga.	12 Ga.	3/16 AR
-7/8	442	3-1/2	135-1/4	65-1/4	120	28	60	1/4	8 Ga.	1/4	1/4	10 Ga.	1/4 AR
-7/8	459	3-1/2	152-1/4	65-1/4	120	28	72	1/4	8 Ga.	1/4	1/4	10 Ga.	1/4 AR



Assembly on tail section
mounted pillow block
shaft seals



Long radius, high flow bend sections
with optional side & bottom AR steel liners

Features

- All galvanized, bolted construction
- Head, tail, bend, and trunk sections are made with 1/4" HR steel, then hot dip galvanized
- Conveyor sections throughout have formed top & bottom lips and jig welded angle flanges at adjoining points on the sides and bottom
- Bolt-in AR steel liner options for the bottom, and lower sides providing extended conveyor life
- Drive over pit hopper in 5' and 6' standard widths, optional 8' width, all available in varying lengths
- Pit Grates: 1/2" x 4" flat bars on 5' & 6' wide hoppers, 1/2" x 6" flat bars on 8' wide hoppers
- Heavy duty WR78-4 and WR124 steel chain with welded steel attachments
- Bolt-on 3/8" thick UHMW paddles, optional 1/2" thick available
- Class II Dodge torque-arm type gear reducers installed with fixed pitch v-belt drives
- Long-radius, high flow incline bend sections available in 15°, 30°, and 45°



Drive-over pit hopper with bar grate provided in 12" wide lift-out sections for easy access



Easy access top motor mount and enclosed belt guard



Simple to adjust flow control on pit hoppers

Gently Moving Nature's Grains

Manufactured by



4200S 900W • Topeka, IN 46571
Phone (800) 593-8377 • Fax (260) 593-2486
www.honeyvillemetal.com