

Honeyville

**Incline Drag
Conveyors**

GENTL-FLOW
Industrial Series




Galvanized For Long Life **and Low Maintenance**

Capacities: 10,000 to 15,000 BPH

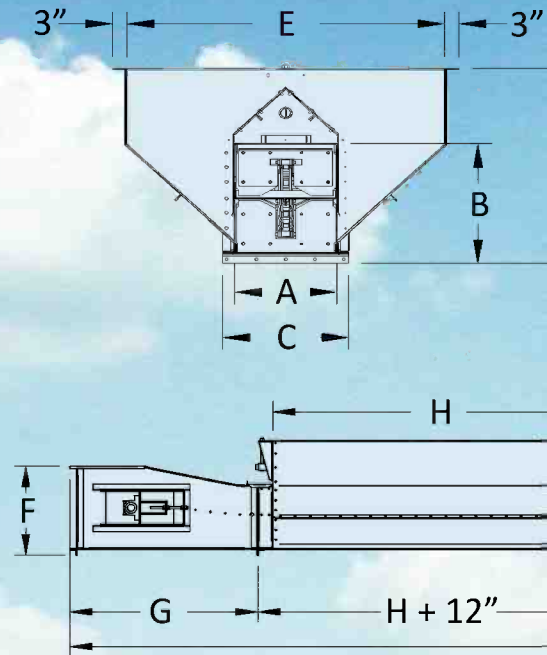


Honeyville

GENTL-FLOW



Each UHMW paddle bolts onto a large, formed steel backer plate that is welded onto WR124 chain with secondary diagonal bracing



All dimensions are in inches

Model	Range of Capacity	A	B	C	D	E	F	G	H	J	K
HD-F231C	10,000 - 15,000 BPH	23	30	28-1/4	49	72	38	75	132	85-1/8	51



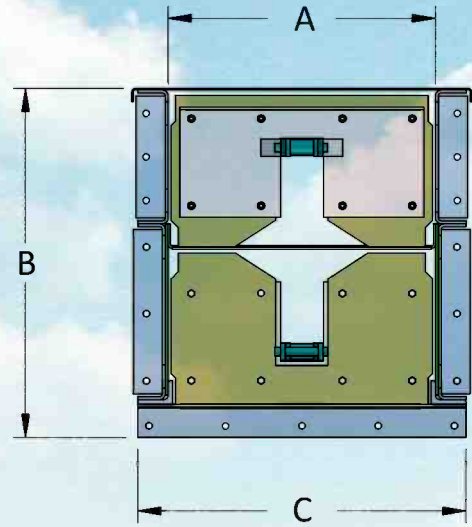
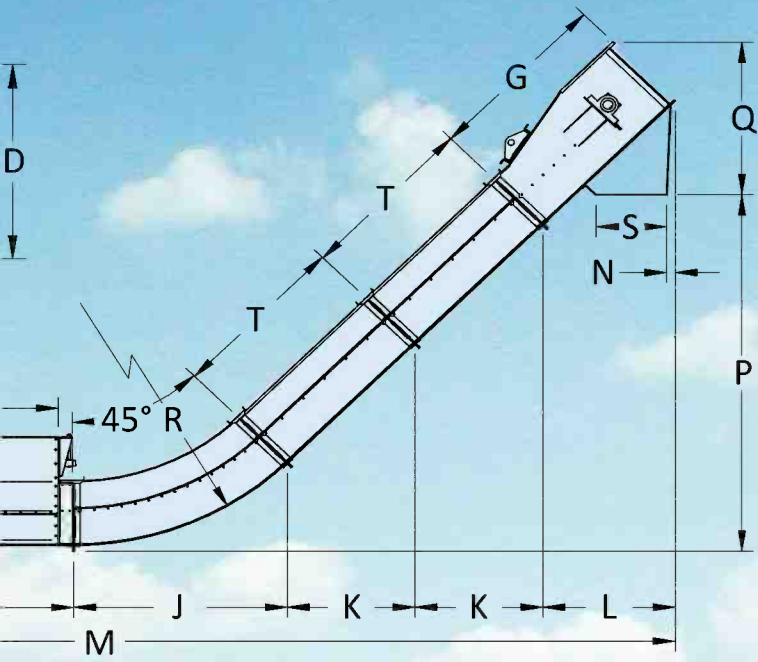
Smooth, self-cleaning slopes inside the pit hopper minimize clean-up



Screw take-up assembly and outboard mounting bearings with

INCLINE DRAG CONVEYORS

Industrial Series



								Galvanized Material Specifications				
L	M	N	P	Q	R	S	T	Head & Boot	Hopper	Bottom	Sides	Cover
52-1/8	458-1/2	3-1/2	152-1/2	65-1/4	120	28	72	1/4"	8 Ga.	1/4"	1/4"	10 Ga.



Assembly on tail section
mounted pillow block
with shaft seals



Long radius, high flow bend sections
with optional side & bottom AR steel liners

Features

- All galvanized, bolted construction
- Head, tail, bend, and trunk sections are made with ¼" HR steel then hot dip galvanized
- Conveyor sections throughout have formed top & bottom lips and jig welded angle flanges at adjoining points
- Bolt-in AR steel liner options for the bottom and lower sides
- Drive over pit hopper, 6' or 8' wide, available in varying lengths
- Heavy duty WR124 steel chain with welded steel attachments
- Bolt-on ½" thick UHMW paddles
- Class II torque-arm type gear reducers installed
- Incline bend sections available in 15°, 30°, and 45°



Easy access top motor mount and enclosed belt guard



Drive over bar grates for pit hoppers



Simple to adjust flow control on pit hoppers

Gently Moving Nature's Grain

Manufactured by



4200S 900W • Topeka, IN 46571
Phone (800) 593-8377 • Fax (260) 593-2486
www.honeyvillemetal.com